

An artistic illustration for Gary Yamamoto Custom Baits. The scene is set in a natural, outdoor environment with a large tree trunk, green foliage, and a body of water. In the upper right, a small bass is shown leaping from the water, splashing blue waves. In the center, a large bass is depicted with its mouth wide open, as if it has just caught a lure. The lure is a soft plastic bait with a long, segmented body and a hook. In the lower left, another bass is shown swimming towards the left. The text 'Gary YAMAMOTO' is written in a stylized, bold font, with 'YAMAMOTO' in a larger, more prominent font. Below it, 'CUSTOM BAITS' is written in a simpler, bold font. A small signature 'Yamamoto' is visible on the tree trunk. At the bottom right, the years '2010-2011' are printed in a large, bold font.

Gary
YAMAMOTO
CUSTOM BAITS

2010-2011

How to Order

Visit us online at: www.baits.com for the latest and greatest Yamamoto products and information and to order online. Email us at: info@baits.com

Yamamoto Corporate

849 S Coppermine Rd.
PO Box 1000
Page, AZ 86040
800-645-2248
928-645-2588 Fax

Mineola Pro Shop

230 W FM 564
Mineola, TX 75773
888-569-1441
903-569-1463 Fax

Toledo Bend Pro Shop

Rt 1 Box 1504
Hemphill, TX 75948
409-625-0495
409-625-0497 Fax

Get Information

Stay Current and Up-To-Speed with Gary Yamamoto's FREE Ezine!

Yamamoto's Ezine is the best way to stay ahead of the power curve on Yamamoto's new products, new colors and exclusive research into leading edge tactics. It keeps you informed and it's FREE!

Sign up today at: <http://www.insideline.net/index.php/ezine>

A Library full of Fishing Resources Awaits you at Gary Yamamoto's Inside Line Online Magazine! www.insideline.net

The Inside Line has always been about one thing, the best thing: fishing! Now we're available online! Come over for a visit and enjoy the same great features and columns you've come to enjoy with our print magazine. While you're there, be on the lookout for weekly updates and informative blogs! Best of all, it's FREE!

Get tips and inside information from over 40 pro-staff and outdoor writers on these topics:

- Plastics - rigging methods, techniques and usage
- Equipment - from your boat to your reels, find out how to keep your equipment in tip-top shape and when to use what!
- Location - get inside information on some of the nation's best fishing locations.
- Weather - we've got you covered pre-spawn, spawn, and post-spawn.
- Hooks/Jigs - discover from the pros what works best for with your Yamamoto product.
- Topwater / Crankbaits - learn the in's and outs of hard baits.
- Tournament Fishing - get information on Yamamoto Pros On the National Scene!



Greetings from Yamamoto Headquarters!

Over twenty-five years ago, I was bitten badly by the bug for tournament bass fishing. I soon realized that if I wanted to succeed at the fishing game, I would need to have realistic actions and lifelike colors of lures, the likes of which didn't exist in products on the market at that time. I was fortunate to find a couple of suppliers who were willing to custom make what I needed, but only in large quantities, much greater than I could use. So that's how I got started in the lure business - I needed to sell the oversupply of unique new colors and, in some cases, new lures that I was making by welding skirts and tails together from two different suppliers, effectively creating the original Yamamoto Hula Grub.

As my local tournament success and lure sales grew steadily, it wasn't long before fate presented me with a golden opportunity to purchase the business of one of my suppliers, and that's how I started Gary Yamamoto Custom Baits. That was back in 1985.

Now in our twenty-sixth year of business as a well-known tackle company, I am often pleased and always humbled to hear from our customers. They tell us why they choose our baits: because of the specific material, the quality, the lifelike actions and realistic colors, which don't exist in other lures on the market today. Those reasons are why I got started in the lure business in the first place, and we're glad to still serve your needs with our industry-leading products.

We thank you for thinking so highly of our baits, and we wish you great success at sport fishing. Whenever you go fishing for fun with family and friends, whenever you're in stiff tournament competition, you honor us by making Gary Yamamoto Custom Baits a key part of your fishing trips and memories.

Thank you for doing that.

A handwritten signature in black ink that reads 'Gary Yamamoto'.

About Our Cover

Original artwork created specifically for Gary Yamamoto Custom Baits featuring our Swim Senko and new Owner Twist Lock Light Weighted Hook (designed by Gary).

Artist: Chris Armstrong - Smackwater Studio, Inc.
For print reproduction information, please contact Chris at smackwater@comcast.net, or visit his website: <http://smackwaterstudio.com/>



Color Chart

| | | | | | | | |
|---------------------------------|-------------------------------------|--------------------------|-------------------------------|-------------------------------------|-------------------------|--------------------------------|---------------------------------|
| | | | | | | | |
| Clear | Smoke | Red | Red w/ Red | Chartreuse w/ lg chartreuse | Cinnamon w/ lg red | Black | Black w/ lg blue |
| | | | | | | | |
| Blue Pearl w/ lg silver | Cream White | Luminous White | Watermelon | Fading Watermelon | Black w/ sm red | Black Body 156 Tail | Cinnamon w/ lg blue |
| | | | | | | | |
| Smoke w/ lg silver | Clear w/ lg silver | Cinnamon w/ lg green | Root Beer w/ lg gold | Smoke w/ lg black | Chartreuse w/ lg black | Smoke w/ lg black & purple | Blue Black w/ Chartreuse |
| | | | | | | | |
| Purple w/ lg blue | Smoke w/ lg black & chartreuse | Motor Oil w/ lg red | Clear w/ lg gold & silver | Chartreuse w/ lg green & chartreuse | Cinnamon w/ lg black | Smoke w/ Black & Silver | Smoke w/ Black & Red |
| | | | | | | | |
| Smoke w/ Black & Blue | Smoke w/ Black, Red, Green & Orange | Chartreuse w/ Silver | Red w/ Black & Silver | Pumpkin w/ Black | Clear w/ Black | Lemon | Watermelon w/ Black |
| | | | | | | | |
| Fading Watermelon w/ Black | Clear w/ Red, Blue & Silver | Pumpkin w/ Black & Green | Clear w/ lg black & sm red | Brown Grape w/ lg black | Clear w/ lg bronze | Cinnamon w/ Lg. green, sm red | Watermelon w/ lg black & sm red |
| | | | | | | | |
| June Bug | Smoke w/ lg black, Blue & Gold | Cinnamon Red w/ sm blue | Pumpkin w/ lg black & sm gold | Avocado w/ lg red | Champagne w/ lg black | Cinnamon w/ lg black & purple | Watermelon w/ lg red & lg green |
| | | | | | | | |
| Chocolate w/ lg black & sm gold | Bubble Gum | Black Blue | Plum w/ sm emerald | Plum | Purple Pearl w/ sm blue | Root Beer w/ sm green & copper | Daiquiri w/ lg black & hologram |

| | | | | | | | |
|----------------------------------|-----------------------------------|---------------------------------------|-------------------------------|--------------------------------------|-----------------------------|--|--|
| | | | | | | | |
| Smoke w/ lg black & hologram | Blue Pearl w/ lg black & hologram | Smoke Pearl Blue | Cinnamon Brown | Root Beer w/Lg. Red & sm. Gold | Dark Pumpkin w/ lg black | Light Cinnamon w/ lg black | Root Beer w/ lg black & sm double green |
| | | | | | | | |
| Green Pumpkin w/ lg black | Gold Pearl | Green Pumpkin w/ lg green & lg purple | Red w/ lg black & red | Pearl w/ lg black & sm gold | Baby Bass | Natural Shad | Pumpkin w/Lg. Red & Sm. Green |
| | | | | | | | |
| Green Pumpkin w/ large red | Watermelon w/ lg black & sm gold | Watermelon w/ lg green | Oxblood w/ Sm. Red | Clear w/Gold, Silver & Black | Fire Tiger | Watermelon w/ lg blue | Watermelon w/ lg purple |
| | | | | | | | |
| Grn Pumpkin w/ Purple & Copper | Cherryoke no flake | Light Smoke w/ lg red | Blue w/ lg blue flake | Fading Watermelon w/ small red flake | Mystery Sparkle Black | Grn Pumpkin w/ lg black, micro fuschia | Grn Pumpkin w/ lg black, micro purple |
| | | | | | | | |
| Plum w/ large emerald flake | Black Body Blue Tail | Black Body Red Tail | 021 Body, 156 Skirt or Tail | 021 Body, Roy Bl Skirt or Tail | 196 Body, 156 Skirt or Tail | 221 Body / 320 Tail | 194 Body / 192 Tail |
| | | | | | | | |
| 163 Body / 192 Tail | Red Shad | Watermelon & White | Blue and Black | Watermelon & Lemon | Rainbow Trout | Chartreuse Shad | Green Pumpkin & Watermelon |
| | | | | | | | |
| Green Pumpkin w/ Chartreuse Tail | Watermelon Amber w/ Black Tail | Peanut Butter & Jelly | Green Pumpkin/ Lemon Laminate | Brown/Purple | Black Red w/ Silver | Green Pumpkin w/ small red / 042J | Dk Grn Pmp w/ purple, black, emerald flake / transparent amber |
| | | | | | | | |
| Smoke w/ purple & hologram / 031 | | | | | | | |

Yamamoto Senkos

When Gary Yamamoto designed the Senko in the early 90's, he had no idea that he was changing the future of fishing. Now it seems that every company has a similar "do nothing" copy of GYCB's creation, but none have figured out how to make one quite as effective as the original. Over the ensuing period of time, the original Senko, available in three-, four-, five-, six- and seven-inch sizes, has been bolstered with two tone and laminate models and joined by the Slim Senko, the "Skinny" Senko, the Slim Pro Senko and the Swimming Senko. There's a Senko in the lineup for every possible application and for every angler, from the first-timer to the tour-level pro. Whether you fish it weightless, wacky-style, Texas-rigged, on a Carolina rig, or on a shaky head or flipping jig, this simple slab of plastic will revolutionize your game and increase your catches.



1. 7" Senko (9X-5-color) \$6.49
Colors: 021, 031, 036, 051, 150, 156, 177, 194, 196, 208, 213, 238, 239, 297, 301, 305, 306, 318, 323, 330

2. 6" Senko (9L-5-color) \$6.49
Colors: 020, 021, 031, 036, 051, 150, 156, 157, 177, 187, 194, 196, 208, 213, 214, 221, 222, 229, 231, 234, 236, 237, 238, 239, 240, 241, 284, 286, 297, 300, 301, 302, 303, 305, 306, 318, 323, 324, 325, 326, 327, 328, 329, 330, 340, 350, 351, *357, *358, *359

3. 5" Senko (9-10-color) \$7.49
Colors: 000, 002, 008, 020, 021, 031, 036, 042, 042J, 051, 150, 156, 157, 159, 167, 169, 176, 177, 186, 187, 192, 194, 194J, 196, 197, 208, 213, 214, 215, 221, 222, 229, 231, 234, 236, 237, 238, 239, 240, 241, 284, 286, 297, 300, 301, 302, 303, 305, 306, 318, 323, 324, 325, 326, 327, 328, 329, 330, 340, 350, 351, *357, *358, *359

4. 4" Senko (9S-10-color) \$7.49
Colors: 002, 009, 020, 021, 031, 036, 042, 042J, 051, 150, 157, 159, 169, 176, 177, 186, 194, 194J, 196, 208, 213, 214, 221, 222, 229, 234, 236, 237, 238, 239, 240, 241, 286, 297, 300, 301, 303, 305, 306, 318, 323, 324, 326, 327, 328, 329, 330, 340, 351, *357, *358, *359

5. 3" Fat Senko (9C-10-color) \$5.99
Colors: 002, 009, 020, 036, 042J, 150, 169, 194J, 196, 208, 297, 301

6. New! 5" Pro Senko (9P-10-color) \$6.99
Colors: 021, 031, 042J, 157, 194J, 196, 208, 213, 221, 297, 301, 305, 306, 330, 350, 351

7. 5" Thin Senko (9M-10-color) \$6.99
Colors: 020, 021, 031, 042J, 150, 157, 194J, 196, 208, 213, 297, 305, 306

8. 4" Slim Senko (9J-10-color) \$6.99
Colors: 020, 021, 031, 042, 169, 194, 194J, 208, 214, 221, 236, 240, 297

9. 3" Slim Senko (9B-10-color) \$5.49
Colors: 002, 009, 020, 031, 036, 042J, 150, 157, 169, 194J, 196, 208, 229, 240, 241, 297, 300, 301, 305, 323

color 323

color 301

color 323

color 328

color 305

color 208

***NEW colors in 9 and 9S!**



Light Green Pumpkin w/ small red Flake Dark Pumpkin w/ purple, black & emerald Smoke Blue Pearl w/ silver, purple & black



Slim Senkos

color 196

color 306

color 135

color 240

Laminates and Two Tones

color 901

3" Slim Senko Laminate (9B-10-color) \$5.49
Colors: 900, 901, 912, 927


4" Senko Laminate (9S-10-color) \$7.49
Colors: 900, 901, 904, 906, 908, 909, 912, 918, 925, 926, 927, *953, *954, *955, *956

5" Senko Laminate (9-10-color) \$7.49
Colors: 900, 901, 904, 906, 908, 909, 912, 918, 921, 922, 925, 926, 927, *953, *954, *955, *956

6" Senko Laminate (9L-05-color) \$6.49
Colors: 901, 908, 912, 925, 927

7" Senko Laminate (9X-05-color) \$6.49
Colors: 901, 908, 912, 925, 927

New! 5" Pro Senko Laminate (9P-10-color) \$6.99
Colors: *938, *939, *940, *941
*Available currently only in the 9P, these laminates are slightly more bouyant and designed for dropshot and shakey-head techniques.



Light 301 Crystal Clear Belly Laminate Baby Bass (305) Crystal / Clear Belly Laminate Brown w/ Micro Blue flake / Watermelon Belly Laminate Brown w/ Micro Blue flake / Purple Belly Laminate



***NEW colors in 9 and 9S!**




Smoke w/ purple & blue/Watermelon w/ blue Purple w/ emerald/Cinnamon w/ purple, blue & emerald Watermelon Black w/ red/Light Watermelon w/ red&black Green Pumpkin w/ copper/Orange w/ red

5" Senko Two Tone (9-10-color) \$7.49
Colors: 523, 541, 542, 543, 913, 914



color 523



Brett Hite

Yamamoto Pro Brett Hite won two back-to-back major FLW Tournaments in 2008 using a Swimming Senko (31-10). Photo courtesy of FLW Outdoors.

Swim Senkos

New! 4" Swimming Senko (31S-10-color) \$6.99
(laminates \$7.49)
Colors: 020, 021, 031, 156, 157, 194, 196, 208, 213, 222, 297, 301, 305, 306, 318, 323, 901, 912, 925, 927

5" Swimming Senko (31-10-color) \$7.49
(laminates \$7.99)
Colors: 020, 021, 031, 036, 156, 157, 194, 196, 208, 213, 221, 222, 297, 301, 305, 306, 318, 323, 900, 901, 912, 925, 927



Gary Yamamoto



color 208

color 301

From shallow to deep, grass flats to open water, Gary Yamamoto can use a Swimming Senko for just about any presentation.

Kut Tail Worms

1. 3 1/2" Kut Tail (7S-20-color) \$7.49

Colors: 002, 020, 031, 042J, 186, 194J, 196, 208, 241, 297, 323

2. 4" Kut Tail (7-20-color) \$7.49

Colors: 002, 008, 020, 021, 031, 042, 042J, 051, 156, 157, 169, 176, 177, 186, 194, 194J, 196, 208, 213, 214, 218, 229, 240, 241, 286, 296, 297, 323

*4" Kut Tail Laminate (7-20-color) \$7.99 Colors: 921, 922 (see chart pg 4)

3. 5" Kut Tail (7L-10-color) \$4.79

Colors: 020, 021, 031, 042J, 157, 186, 194J, 196, 208, 213, 222, 229, 297, 301, 323

*5" Kut Tail Laminate (7L-10-color) \$5.49 Colors: 921 (see chart pg 4)

4. 5 3/4" Kut Tail (7C-10-color) \$5.49

Colors: 021, 042J, 194J, 196, 208, 297

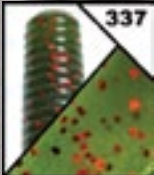
5. 6 1/2" Kut Tail (7X-10-color) \$6.99

Colors: 002, 020, 021, 042J, 051, 157, 186, 194J, 196, 208, 213, 214, 222, 229, 231, 240, 286, 297, 301, 303, 323

*6 1/2" Kut Tail Laminate (7X-10-color) \$7.49 Colors: 922 (see chart pg 4)

6. New! 10" Kut Tail (7XL-05-color) \$6.49/ laminates \$6.99 p. 8

Colors: 021, 051, 194J, 208, 213, 232, 297, 318, 323, 330, *352, 912



337
Fading Watermelon
w/ small red flake
(110 only)



352
Plum w/ large
emerald flake
110 & 7XL

Curly-Tail Worms

7. New! 12" Worm (110-05-color) \$6.49 / laminates \$6.99 p. 8

Colors: 021, 051, 194J, 208, 213, 232, 297, 318, 323, 330, 337, *352, 900, 912

8. 8" Worm (8-10-color) \$4.79

Colors: 020, 042J, 176, 194J, 208, 213, 297

9. 6" Worm (6-10-color) \$4.19

Colors: 009, 020, 169, 208, 241, 297,

10. 4" Worm (4-10-color)

\$4.19

Colors: 020, 036, 169, 196, 208, 236, 297



color 020

color 241

color 236

8

9

10

Kut Tails



color 196

color 213

color 323

color 297

color 303

7

New Big Worms!

The new big worms got the desired result when Inside Line Staff Writer and Product Review Editor Stan Fagerstrom wound up catching most of his fish on them during his latest trip on El Salto Lake in Mexico. Both worms got the kind of reception from those savage Mexican bass he had anticipated. There was really nothing fancy about the way he fished them. Most of the time he fished over and through submerged timber in 10 to 20-foot water. He rigged the big worms Texas Style on 4/0 and 5/0 extra wide gap Gamakatsu hooks using slip sinkers of sufficient weight to keep the long worms working right along the bottom during the retrieve. There's no need for extra weight in getting the worms to your desired targets. These new lengthy fish-catchers have enough weight to let you fire them halfway across the lake if that's what you choose to do.

New! 12" Curly Tail

New! 10" Kut Tail

"In my travels covering the Bassmaster Elite and FLW Tour anglers I've learned that there's a time and a place for finesse techniques, but if you want to compete day in, day out with the big boys you have to "go big or go home." That includes fishing a 10- or 12-inch worm much of the year.

Last year at Falcon, it was the way to get the biggest Carolina rig bites -- in a tournament where a 4 pound average didn't raise any eyebrows. On ledge bites at lakes like Guntersville, Wheeler and Kentucky Lake, a Texas-rigged big worm is the best way to attract big bites, especially when the fish have become conditioned to crankbaits, swimbaits and other less-subtle presentations. If you're fishing a place heavily-pressured area and everyone is going to tiny baits, sometimes the pros go the other way and bring out the heavy hardware to get reaction bites.


The 12" curly tail has a lot of action. On the TVA lakes, you can drag it off a ledge -- the slightest bit of current will cause it to wave frantically. If the fish are in a more neutral mood, the big 10" kut tail may be a better choice. It's not as "slithery" but still quietly moves a lot of water. Plum (213) seems to be a popular color on the tours. I like black/blue (021) and green pumpkin with or without a red flake (297 & 318) for most of my applications."

Pete Robbins - Outdoor Writer


Shad Shape Worm

3.75-inch Worm (68L-10-color) \$4.49

(laminates \$4.79) Colors: 021, 031, 042, 150, 176, 177, 194, 208, 214, 215, 297, 301, 305, 306, 318, 323, 331, 901, 912, 925, *934, *935, *938 (see p. 6), *939 (see p. 6)



chocolate/
187 laminate



020 / 187
laminate

color 297

color *352



Stan Fagerstrom



When drop shotting, nose hook it or back - either way works great! head is another great for open water the body for a

With its small profile and teasing tail, the shad shape worm makes an awesome drop shot bait. Fish of all sizes and species cannot resist it!

run the hook in and out the Rigging it with a small shaky option. Rig it with an exposed hook or run the hook out the bottom and back through weedless presentation.

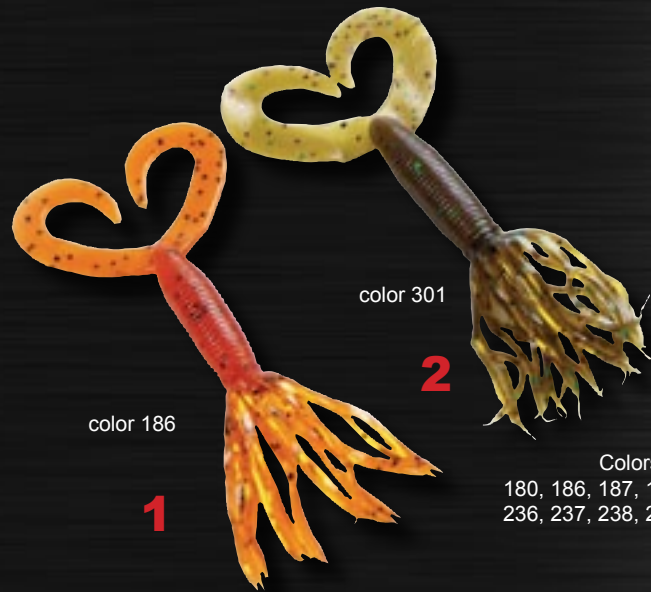
A secret of the it, putting piece of lead that ultimate slow spiraling fall that no fish can resist!

pro's is to whacky rig a small in the nose for



8

Yamamoto Hula Grubs



1. 4" Double Tail (93-10-color) \$7.49

Colors: 021, 031, 036, 042, 140, 149, 150, 156, 157, 176, 177, 186, 187, 194, 194J, 196, 208, 213, 216, 218, 221, 238, 284, 286, 297, 301, 305, 307, 330

2. 5" Double Tail (97-10-color) \$7.49

Colors: 015, 020, 021, 031, 036, 042, 051, 131, 135, 136, 140, 150, 156, 157, 159, 169, 176, 177, 180, 186, 187, 194, 194J, 195, 196, 197, 198, 200, 204, 208, 213, 214, 215, 217, 218, 221, 222, 224, 230, 236, 237, 238, 239, 284, 286, 296, 297, 301, 303, 305, 306, 318, 323, 330, 334



Tom Mann, Jr.

The **Hula Grub** was the lure that gave Gary Yamamoto Custom Baits its initial foothold in the world of competitive fishing and in the tackle boxes of serious anglers everywhere. The grub in all of its manifestations is still an integral part of the GYCB lineup today. It can be fished in six inches of water or a hundred feet deep, in water ranging from crystal clear to super dirty. The grub provides bass with no negative cues, but the naturalistic action of the super soft plastic attracts largemouths, smallmouths and spotted bass alike from long distances. Depending on your needs, they're available in sizes ranging from three inches to ten inches, single tail or double tail, with or without a hula skirt. The grub was deadly decades ago and it continues to be a top producer for savvy bass anglers everywhere.

Yamamoto Double Tail Grubs



3 New!

3. New! 5" Pro DT Grub (16L-10-color) \$5.49

Colors: 021, 194J, 208, 297, 305

4. 5" DT Grub (16-20-color) \$6.99

Colors: 021, 031, 036, 140, 156, 157, 164, 176, 180, 186, 187, 194, 194J, 196, 208, 213, 221, 286, 297, 301, 330

5. 4" DT Grub (15-20-color) \$6.99


Colors: 021, 031, 036, 140, 150, 156, 157, 176, 177, 186, 194, 196, 208, 213, 221, 286, 297

6. Skirt (11-20-color) \$6.99 Colors: 176, 194, 208, 221, 297



Marc Marcantonio

Yamamoto Lizards



1. 7" Lizard (13-10-color) \$6.99

Colors: 194, 196, 208, 297

***7" Laminate Lizard (13-10-color) \$6.99**

Colors: 900, 901, 919* (*see chart pg 4)

2. 4 1/2" Baby Lizard (13S-10-color) \$6.49

Colors: 194, 196, 208, 297



1. 8" Grub (10-10-color) \$5.99

Colors: 020, 021, 066, 194, 208, 213, 520, 521, 530

2. 6" Grub (2-10-color) \$5.99

Colors: 194, 194J, 208, 213, 232, 297

3. 6" Grub (19-10-color) \$5.99

Colors: 020, 021, 031, 036, 194J, 196, 208, 286, 297

4. 5" Grub (18-20-color) \$6.99

Colors: 002, 015, 021, 031, 036, 038, 135, 136, 140, 150, 156, 157, 164, 169, 176, 177, 186, 187, 194, 196, 208, 213, 221, 236, 238, 239, 286, 297, 330

5. 4" Grub (40-20-color) \$6.99

Colors: 002, 015, 020, 031, 036, 038, 042J, 135, 136, 140, 150, 156, 157, 167, 169, 176, 177, 181, 186, 187, 192, 194, 194J, 195, 196, 208, 213, 214, 216, 218, 221, 237, 238, 239, 240, 284, 286, 297, 307, 334

6. 3" Grub (30-20-color) \$6.99

Colors: 031, 036, 038, 156, 169, 192, 208, 284, 297

Flappin' Hog, Kreature

Yamamoto Flappin' Hog II

3 3/4" Yamamoto Flappin' Hog (FH-07-color) \$6.99

Colors: 021, 042, 051, 194, 196, 208, 213, 214, 297, 301, 305, 318, 323, 330, 335



color 297

4 1/2" Yamamoto Large Flappin' Hog (FHL-05-color) \$6.99

Colors: 021, 051, 208, 297, 301, 318, 330, *952, *953, *954, *955, *956



color 956

NEW!



*952 Green Pump/Junebug
 *953 Smoke w/ purple&blue/Watermelon w/ blue
 *954 Purple w/ emerald/Cinnamon w/ purple, blue & emerald
 *955 Watermelon w/ black&red/Light Watermelon w/ red&black
 *956 Green Pump w/ copper/Orange w/ red

A great compact bait for punchin' mats and weedbeds. This heavy compact bait has great action when Texas or Carolina rigged. Use it with any jig head or add it to your favorite flippin jig and you have a winning fish catching combination!

The new Large Flappin' Hog was created to supply the demand for a larger-bodied bait that would allow the use of larger hook sizes. The new larger body matches up more closely to large punching weights and can be used with 5/0 hooks. The new laminated colors provide more color combinations to entice hungry bass!

Yamamoto Kreature

4" Yamamoto Kreature (5-07-color) \$7.49

Colors: 021, 031, 051, 157, 176, 194J, 196, 208, 213, 221, 222, 297, 301, 305, 323, 330, 522, 523

Rig the Kreature absolutely any way you want to. You're likely to be impressed with the results.

Outstanding when Texas rigged for thick cover or Carolina rigged for bottom-hugging fish. The forward arms swim during the fall and retrieve. As it rests on bottom, the slightest movement causes the rear paddles to spring forward and back. The tail tentacles wiggle and quiver, teasing any fish that comes close to striking the Kreature.



color 194J

Craws



1. 3 3/4" Baby Craw (3S-10-color) \$6.49

Colors: 021, 051, 194J, 196, 198, 208, 284, 297

2. 3 3/4" Fat Baby Craw (3FS-07-color) \$4.79

Colors: 021, 051, 194J, 196, 208, 221, 231, 236, 286, 297, 301, 325, 330

3. 4" Medium Craw (3M-10-color) \$6.49

Colors: 194J, 208, 297, 520,*545

4. 5" Craw (3-10-color) \$6.99

Colors: 185, 208, 221, 231, 284, 297, 520, 521

***5" Lamineate Craw (3-10-color) \$7.49** Colors: 919* (*see chart pg 4)

*color 545



Art Ferguson



"My ultimate go-to Yamamoto product that has seen the most action these past couple seasons hand's down is the "Fat Baby Craw" (3FS-series). This lure has the most realistic claws I've seen on a plastic lure. I use it the majority of the time as a trailer to my jigs; football and finesse jigs primarily.

I caught big bass (7-9) at Lake Wheeler last season with a finesse jig tipped with these craws during the FLW Series event there. I also caught big bass (6-4) last year at Lake Norman doing the same thing on a finesse jig."

Where I Use Them: "I prefer to use these in clear to slightly stained water conditions where the 'look' of a bait is as important as the volume or vibration/movement of the bait. The 3FS is the PERFECT size imitation of most crawfish around the country."


How I Use Them: "I rig the Fat Baby Craw a few different ways. 1) on the back of a football jig or finesse jig in clearer or cooler water conditions. I will usually bite off about 1/2" of the body of the bait and run it up the jig to it's holder. This gives a great natural presentation to the fish with some of the most life like craws on the market. 2) I will also rig it up Texas rigged with a 3/0 straight shank Owner hook. I use this in grass to flip pockets as well as around shallow wood. 3) I will rig this also on a jig head. I put it on a 3/16-1/4 oz. head with or without a weedguard and is very effective around beds."

- Art Ferguson
 FLW Pro Angler

Introducing the new Crappie and Panfish Line.

The quality and excellence you've come to expect from our freshwater bass line has been extended to our new crappie and panfish products. New styles and colors designed specifically for Crappie and Panfish!

NEW!



3" Swim Senko (C31-10-color) \$3.19
Colors: 038, 169, 195, 214, 239, *360, 909, 922, 930, 932, 936, 942, 943, 944, 945, 946



2" Grub (C2J-20-color) \$3.19
Colors: 021, 038, 169, 192, 194, 195, 214, 217, 229, 239, 240, 300, 301, *360, 514




1 3/4" Tube (C108-15-color) \$3.19
Colors: m004, m007, m012, m013, m019, m020, m025, m031, m045, m105, m119, m137, m510, m513




3" Ika (C92T-15-color) \$3.19
Colors: 021, 038, 169, 192, 194, 195, 214, 217, 229, 237, 239, 240, 300, 301, *360, 514

color 229



2" Yamaminnow (C105-15-color) \$3.19
Colors: 038, 169, 195, 214, 239, *360, 909, 922, 930, 932, 936, 942, 943, 944, 945, 946


color 945




Black w/ lg blue, Luminous White, Chartreuse w/ lg chart. & lg green, Lemon yellow, Watermelon w/ lg black, Clear w/ lg red, blue and sm silver, Smoke w/ lg black, blue and sm gold, Avocado w/ lg red, Bubblegum, Daquiri w/ lg black and sm hologram



Blue Pearl w/ lg black & sm hologram, Smoke Pearl Blue, Pearl Gold, Gm Pmpkn w/ lg green & lg purple, Orange w/ sm red, Emerald w/ sm red



Chartreuse Shad laminate, Black Red w/ Silver laminate, Black w/ hologram belly laminate, Electric Chicken laminate, Smoke w/ sm red white pearl laminate, Black chartreuse w/ sm silver laminate



Purple w/ sm silver, chart w/ sm silver, Smoke w/ sm silver, red, chart w/ sm silver, Blue White Pearl laminate, Blue chartreuse w/ sm silver laminate, Light blue / pearl, Pink / pearl



Red / chartreuse, Black / chartreuse, Orange / chartreuse, Pumpkinseed / chartreuse, Chartreuse Silver Glitter, White / chartreuse silver glitter



Clear silver glitter, Green / yellow, Black / hot pink, Green / chartreuse, Black / green / chartreuse, Black / white / chartreuse

Yamamoto Ika

1. 5" Big Ika (92B-10-color) \$7.49
Colors: 051, 177, 194, 196, 208, 297

2. 4" Fat Ika (92F-10-color) \$7.99
Colors: 009, 020, 021, 031, 042J, 051, 135, 168, 169, 194J, 196, 208, 213, 216, 229, 286, 297, 301, 318, 323, 325

3. 3" Ika (92-10-color) \$7.49
Colors: 036, 181, 236, 238, 239, 297




color 196

color 168

color 238

Tubes

Made exclusively for GYCB by Mizmo Baits



color 11

color 30

color 44

4. 3" Chub Tube (32-6-color) \$2.49
Colors: 08, 09, 11, 19, 21, 22, 23, 30

5. 3 1/2" Go-To Tube (33-6-color) \$2.59
Colors: 01, 02, 04, 08, 09, 11, 19, 21, 22, 23, 25, 28, 29, 30, 36, 38, 39, 44, 194J, 213

6. 4 1/2" Flippin' Tube (34-6-color) \$2.79
Colors: 01, 04, 08, 09, 11, 19, 21, 22, 23, 25, 29, 30, 36, 44, 194J, 213




Insider Head (35I-05-size) \$3.49

Insert inside a tube to give it a balanced spiraling fall. Owner 3/0 Lite Wire
Sizes: 1/8 oz (018), 3/16 oz (316), 1/4 oz (014)



Snagfree Tube Weight (35S-qty-size) \$1.49


Place inside a tube to make it snag-free and weedless.
Sizes: 1/8 oz (018), 3/16 oz (316), 1/4 oz (014)
Qty: 1/8 oz (10), 3/16 oz (9), 1/4 oz (8)



Pumpkin w/ Black, Smoke w/ Black, Black w/ Blue, Pumpkin w/ Black, Chartreuse & Green Pearl, Pearl White, Two-tone Chartreuse Smoke w/ Red & Black, Green Pumpkin w/ Black Flake, Watermelon w/ Black & Red, Smoke w/ Black & Hologram, Watermelon w/ Black & Hologram



Chartreuse w/ Hologram, Clear w/ Hologram, Pumpkin w/ Black & Green, Root Beer w/ Gold & Green, Watermelon w/ Purple & Red, Pumpkin w/ Black & Red, Brown w/ Black & Purple, Watermelon w/ Purple & Chartreuse, Fading Watermelon w/ Black, June Bug



25, 28, 29, 30, 36, 38, 39, 44, 194J, 213



Yamamoto Swimbait

3 1/2" Swim Bait (SB35-06-color) \$3.98
solid colors

031, 036, 208, 237, 298,



color 928

laminates/2-color \$4.25

925, 929, 930, 931, 932

NEW! 5" Swim Bait (SB5-05-color) \$3.98
solid colors

031, 036, 196, 208, 237, 298



color 930

laminates/2-color \$4.25


Colors: 925, 928, 929, 930, 931

Yamamoto bait enthusiasts have been fishing with our bass baits in saltwater for years, but now it is official; Gary Yamamoto Custom Baits are not just for freshwater anymore.



Blue Pearl w/ lg silver Cream White Pumpkin w/ lg black, sm green



Watermelon w/ lg black, sm red Daquiri w/ lg black, sm hologram Motoroil w/ gold Green Pumpkin w/ sm red / 042J belly



Black Blue w/ hologram & chartreuse / 000 belly Green Pumpkin no flake / Lemon belly Black / 000 w/ hologram belly Tomato Pepper / Lemon belly Pink w/ no flake / lime green w/ hologram belly



Jerry Schlieff



Joan Arnal

Sugoi Fishing Line

Clear Sugoi Flippin' & Drop Shot Line
130 yards (59-120-lb test) \$21.98 (8-25 lb) / \$19.98 (5-6 lb)

Use our heavy-duty clear fluorocarbon line for big bass in heavy cover. Incredible abrasion resistance and longevity. Weights 5 - 8lb are perfect for drop shotting! Available in: 5lb, 6lb, 8lb, 12lb, 16lb, 20lb, 25lb

Gray Sugoi Casting Line
130 yards (59-120GR-lb test) \$21.98

Sugoi fluorocarbon line allows you a smaller diameter with ultra sensitivity and low stretch, without sacrificing strength. The most durable, castable sensitive line we've ever fished. Available in: 8lb, 10 lb, 12lb, 14lb, 16lb



Kits and Specialty

Senko Kit (16-Senko-Kit) \$21.99

Forty of our very best Senkos (7 each: 9-297, 9-194, 9-031, 9S-196; 6 each: 9S-901, 9S-214) in a rugged, re-usable Plano utility box with instructions from Gary Yamamoto detailing how to use the Senko.



Swim Senko Kit (16-Swim Senko Kit) \$21.99

The perfect 36-piece sampling of our new Swim Senko (6 each) in colors 021, 031, 157, 196, 208, 297, kept neatly in a Plano utility box. Included are Gary's personal tips on how to use this new product.



Pro Starter Kit (16-Starter-Kit) \$21.99

Get a rugged, re-usable Plano utility box with everything you need for a weekend of fishing! Includes our most favorite colors, 9 Ika's (92-series), 21 grubs (18-series), 4 9S Senkos, 8 of the 9-series Senkos, 4 Yamamoto Sugoi hooks, 5 Yamamoto Split Shot hooks, swivels and complete rigging instructions.



Jig Heads and Hooks



*Gary Yamamoto Custom Baits offers Gamakatsu Hooks with an exclusive 35° hook. More gap between the eye and the hook increases hookups and provides a better swimming action. Available in these hooks: 43S5-series, 44G & W-series, and 67-series.

GYCB Exclusives

***Gary's Jig (36-03-size/weight ex: 36-03-30116) \$3.49**
 Sizes: 2/0, 3/0, 4/0, 5/0, 6/0
 Weights: 1/16oz, 1/8oz, 3/16oz, 1/4oz, 5/16oz



***Swimbait Jig Head \$3.49**
 (43S4-05-size) 4/0 hook, 5 per bag
 Sizes: 1/4 oz (014), 3/8 oz (038), 1/2 oz (012)
 (43S5-05-size) 5/0 hook, 5 per bag
 Sizes: 1/4 oz (014), 3/8 oz (038), 1/2 oz (012)
 (43S6-04-size) 6/0 hook, 4 per bag
 Sizes: 1/2 oz (012), 3/4 oz (034)



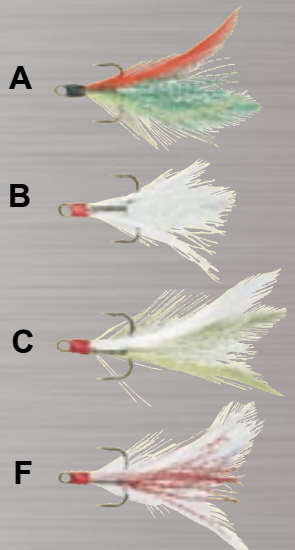
Yamamoto Split Shot Hook (53-15-size) \$4.49
 Sizes: #7, #6, #5, #4, #3 (1/0 equiv), #2 (2/0 equiv), #1 (3/0 equiv)

Extras

Screw-In Bullet Weight (62-size) 5.29
 Using a screw-in Bullet Weight brand sinker will keep the bait and weight as one without pegging and will also help keep your bait from sliding down the hook.
 Sizes: 3/8-oz (3), 1/4-oz (4), 1/16-oz (4), 3/16-oz (4), 5/16-oz (4)




Feather Treble (59FT-2-size) \$5.48
 Sizes: #6, #4, #2 (qty 2 in all sizes)
 Owner hooks.
 Colors:
 (A) Fire Tiger (in #6 only)
 (B) White Flash
 (C) White/Chartreuse
 (F) White/Red Flash



Hooks


Rig'N™ Hook (58-size) \$4.98
 Features short shank, wide bite & Cutting Point™.
 Black Chrome finish, Owner hook
 Sizes: #1, 1/0, 2/0, 3/0, 4/0, 5/0*



Offset EWG Extra Wide Gap (63-size) \$3.98
 Gamakatsu Hook
 Sizes: #1, 1/0, 2/0, 3/0, 4/0, 5/0*



Super Line Offset EWG Extra Wide Gap (64-size) \$4.98
 Gamakatsu Hook
 Sizes: 2/0, 3/0, 4/0, 5/0, 6/0



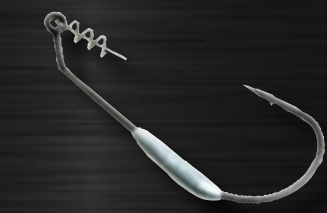
Yamamoto Sugo Hook (59-size) \$5.98
 Custom made by Gamakatsu
 Sizes: #2, #1, 1/0, 2/0, 3/0, 4/0, 5/0



Owner TwistLock Hook (59TL-size) \$5.99
 This Owner hook provides a wide bite for superior hooking and holding power.
 Sizes: 2/0, 3/0, 4/0, 5/0, 6/0



Owner TwistLock Lite Hook (59TLL-size) \$5.99
 Sizes: 1/0, 2/0, 3/0, 4/0, 5/0, 6/0



Owner TwistLock Lite Weighted Hook (59TLLW-size) \$5.99 3/32 oz weight
 Sizes: 4/0, 5/0, 6/0



Straight Shank Round Bend Wide Bite (49-size) \$3.49
 Round bend provides a wide bite for superior hooking and holding power. Gamakatsu hook.
 Sizes: 1/0, 2/0, 3/0, 4/0*



Straight Shank Black (54-size) \$3.49
 Standard straight shank black worm hook. Gamakatsu hook.
 Sizes: 1/0, 2/0, 3/0, 4/0, 5/0*



Finesse Wide Gap Weedless (51W-05-size) \$6.98
 Gamakatsu hook.
 Sizes: 1/0, 2/0, 3/0, 4/0




***All hooks come 5-6 per bag unless otherwise noted**

Jigheads

Round Ball Head (42-05-size) \$3.49
 Owner 3/0 Lite Wire Super Needle Point hook.
 Sizes: 1/16 oz (116), 1/8 oz (018), 3/16 oz (316), 1/4 oz (014) Quantity: 5



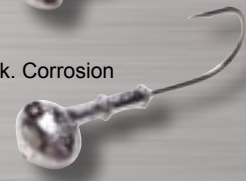
Hula Grub Head (35-05-size) \$3.49
 Owner 4/0 Super Needle Point hook. 1/4 oz has 3/0 hook.
 Sizes: 1/4 oz (014), 3/8 oz (038), 1/2 oz (012) Quantity: 5



Football Head (44-05-size) \$3.49
 Owner 5/0 Super Needle Point hook.
 Sizes: 3/8 oz (038), 1/2 oz (012), 3/4 oz (034), 1 oz (10) Quantity: 5




***Football Head (44G-05-size) \$3.49**
 Exclusive Gamakatsu 4/0 Heavy Wire 35° hook. Corrosion resistant black chrome hook.
 Sizes: 3/8 oz (038), 1/2 oz (012), 3/4 oz (034), 1 oz (10) Quantity: 5




44G-03-size) \$2.98
 Size: 1 1/2 oz (112) Quantity: 3


Weedless Jig Head (66-03-size) \$3.49
 Owner 5/0 Super Needle Point hook.
 Sizes: 1/4 oz (014), 3/8 oz (038), 1/2 oz (012), 5/8 oz (058) Quantity: 3



***Flippin' Head (67-02-size) \$3.49**
 Custom Gamakatsu Heavy Wire hook. 4/0 on 1/4 oz and 3/8 oz; 5/0 on others.
 Sizes: 1/4 oz (014), 3/8 oz (038), 1/2 oz (012), 3/4 oz (034), 1 oz (10) Quantity: 2



Football Head (44W-04-size) \$3.49
 Exclusive Gamakatsu 4/0 Heavy Wire 35° hook. Corrosion resistant black chrome hook.
 Sizes: 3/8 oz (038), 1/2 oz (012), 3/4 oz (034), 1 oz (10) Quantity: 4



Yamamoto Spinning Rod

The custom-made one-piece 100% graphite rod blank is IM8 from the butt to the first guide to provide power for unsurpassed fightability. Hooksetting flexure is configured within the IM7 midsection, and more guides than normal in the rod's midsection aid in an increase of hooking power. Seven high-quality Fuji Silicon Carbide Concept guides plus matching tiptop. The tip section is IM6 for unsurpassed sensitive feel. The rod is one piece and perfectly seamless. FREE Drop-Shot Weight Keeper System included!

6'6" Spinning Rod (22-SDS-3) \$99.98

Light action, 4-8 lb line,
1/8-3/8 lure (short handle)



Yamamoto Rod Covers

Keep your investment in rods and reels protected with a Yamamoto rod cover. Helps prevent line tangles and damage to equipment. Adjustable velcro top flap for rods longer than 7'. \$9.98

29-Rod Cover-Right



Yamamoto 7' Titanium Guide Spinning Rod

Designed specifically for use w/ braided line.

These 7' rods use a high modulus blank with 9 Titanium guides (8 + tip) and a Hypalon handle making them light weight and extremely sensitive. The Hypalon grip is distinctively stylish. Not to be confused with EVA typically seen on less expensive rods, Hypalon is most commonly used on high quality saltwater rods for its durability and wet grip strength, which is superior to cork.

21-SPT-2 Medium Light
\$149.98
Lure 1/16 - 5/16,
Line 4 - 10

21-SPT-3 Medium
\$149.98
Medium - Lure 1/8 - 3/8,
Line 6 - 12




Drop-Shot Weight Keeper System (39-weight-keeper) \$2.98

Attach this one-piece system to your rod and secure your drop-shot weight during transit and storage. The Drop-Shot Weight Keeper System can be easily attached to any size rod blank and doubles as a regular Hook Keeper for all fishing techniques.



Sugoi Splash



Sugoi Splash (82-01-color) \$11.98

All Sugoi Splash come with premium Owner treble hooks and real feather dressing on the rear hook.
 Colors: 501 - Rainbow, 503 - Pink Green Back, 504 - Shad Smoke Back, 509 - Red Gold, 515 - Bluegill, 517 - Wakasagi

Scent Attractants



MegaStrike Scent Attractant (39-MEGA) \$7.95

Scientifically formulated with advanced amino acids and proteins to work in concert with bass chemo receptors and olfactory glands.
 2 fl. oz. tube.

Spinnerbaits and Buzzbaits



701

Lite Wire Spinnerbait (77-size-color) \$6.98
 Sizes: 3/8 oz (38), 1/2 oz (12), 1 oz (10)



702

Heavy Wire Spinnerbait (78-size-color) \$6.98
 Sizes: 3/8 oz (38), 1/2 oz (12), 1 oz (10)



703



704
 (not available in 1 oz)



705
 (not available in 1 oz)



706



701

4 1/2" Small Buzzbait (72-size-color) \$6.98
 Sizes: 1/4 oz small silver blade (14S), 1/4 oz small gold blade (14G)



703



704

5 1/2" Jumbo Buzzbait (73-size-color) \$6.98
 Sizes: 1/4 oz jumbo silver blade (14S), 1/4 oz jumbo gold blade (14G)



706



707



708

New! GYCB Logo Jacket
(29-Timber-Size/Color) \$59.98 (2XL \$64.98)



PU coated wind/water resistant microfiber jacket w/ GYCB logo

- Oversized fit
- Concealed hood
- Soft and quiet
- Velcro adjustable elastic cuffs
- 2 Snapped exterior pockets

Sizes: M, L, XL, XXL
Colors: Royal Blue, Forest Green, Black



New! GYCB Logo Combo Jacket
(29-Timber-Combo-Size/Color) \$89.98
\$94.98 for 2XL Jacket and fleece combo



New! GYCB Logo Fleece Jacket
(29-Timber-FL-Size) \$34.98

Premium Fleece Jacket w/ GYCB Logo
Sizes: M, L, XL, XXL (\$39.98)
Colors: Black



“Jagged Edge” Visors (25-Visor-color) \$12.98

Two-tone embroidered visors with adjustable velcro closure.
Colors: Black/Silver, Black/Gold, White/Dark Green, White/Red, White/Black




Safari Hats (25-CC-color) \$19.98

Look cool and stay cool with these embroidered safari hats.
Colors: Natural, Navy Blue, Olive



“Jagged Edge” Baseball Caps (25-KT- color) \$19.98

Two-tone embroidered caps, rounded with a low profile.
Colors: White/Royal Blue, Black/Gold, Tan/Camo, Black/Camo, White/Burgundy, White/Dark Green, White/Red, White/Black



Embroidered Bass & GYCB Logo Baseball Hat (25-KT-Bass) \$19.98

Embroidered Bass & GYCB logo. A rounded look with a low profile.
Colors: Khaki



Baseball Caps (25-HC-color) \$12.98

Two-tone embroidered caps, rounded with a low profile.
Colors: Khaki/Forest, Khaki/Black, Khaki/Navy, Black, Natural/Black, Natural/Cardinal, Natural/Green, Natural/Teal, White



Long Sleeved T-Shirt (27LS-size-color) \$21.98

For early and late season fishing trips, or if you just need a little more sun protection, try our 100% heavy weight cotton long-sleeved tee. YAMAMOTO emblazoned down the sleeves. Yamamoto logo on front and back.
Sizes: M, L, XL, XXL
Colors: White, Black



T-shirts (27-size-color) \$14.98

100% cotton, easy-wearing pocket T-Shirt. Proudly displays the Gary Yamamoto logo on the front and back.

Sizes: S, M, L, XL, XXL
Colors: Forest Green, Ash (also XXXL), Cardinal, Sand, Royal Blue, Navy Blue.



We've got you covered from top to bottom – today's anglers must integrate everything from ultra-finesse to super heavy cover tactics - whether it's shakey head or flipping heavy grass, we've got you covered. Here some of our Pro-Staff share their recent successes using Gary Yamamoto Custom Baits:



Brent Ehrler - Senko, Swim Senko, Grub

Brent Ehrler's use of the Senko, Swim Senko and Grub has been beneficial in his amazing success this year on both the FLW Tour and Series events. A nail-weighted Senko fished off main lake and secondary points proved effective on Lake Ouachita this year. At the Table Rock event, he swam a five-inch single-tail grub through the tree tops and switched up to the 4-inch Swim Senko when he felt the fish were getting too accustomed to the grub presentation. Both the Grub and Swim Senko were used on a 1/4-oz ball head jig - photo courtesy of FLWOutdoors.com



Ron Colby - Flappin' Hog

"The Yamamoto product that helped me the most in my tournament career has been the Flappin' Hog. This little compact bait is the perfect jig trailer! I pair the Flappin' Hog with a Pepper Custom Baits Pepper Jig. At the Delta in '09 it produced the biggest bag in a Series event: 28.14.

This year's new Large Flappin' Hog will be even deadlier. Shown here Texas-rigged on a 4/0 BMF hook w/ a pegged 1oz tungsten sinker, it's the perfect bait for punching grass mats. Using the lighter weight makes this the perfect bait to fish through heavy brush and weedbeds.



Todd Faircloth - The Flappin' Hog has become my favorite sight fishing bait and jig trailer. I will rig it with a 3/8 oz. weight and a 4/0 straight shank hook while sight fishing. The flaps on the back of this bait produce a lot of action when you

shake it. Bedding bass can not stand it. My favorite colors are 297 and 318.



New Large Flappin' Hog



Gary Dobyys - 4" Hula Grub

The 93-series Hula Grub was a key bait in Gary's 2009 U.S. Open title on Lake Mead. "The 4" Hula Grub was a big part of my US Open Win. I was fishing very fast, covering lots of water. I fished the Hula on the bottom, at times swimming it like a crankbait, and doing a combination of both. The smaller legs work great for swimming the bait and the smaller profile I believe helped a lot.

I rigged this bait on a football head styled jig that I pour, with a Gamakatsu #60414 hook, a 4/0 round bend hook. The Hula Grub is a confidence bait for me and I fish it everywhere I go. This was a big help on Lake Mead where you are often fishing for very few bites. Confidence baits play a huge part of success on that water. My color of choice is a secret one . . . #297 Green pumpkin, almost everyone's favorite. Good Luck on your next trip!



Randy Howell - 10-inch Kut-Tail & 12-inch Curly Tail Worms

A critical element of Randy's success at the Elite Series event on Clear Lake this year was the 10-inch Yamamoto Kut Tail worm. "The big worms have been getting very popular in the last few years, especially in the summer months. It's something that you need when you go to places like Kentucky Lake, Guntersville and Falcon." While most anglers think of the big worm as a Texas rig only presentation, Howell combined the Kut Tail with two of this generation's primary tournament tools – the shakey head and the football head – to make it to the final day of

competition.

Why the Kut Tail? What does it accomplish that a typical straight-tail worm does not? "That tail is a little bit thinner and lighter, so it has a tendency to rise up a little more," he said. "Yamamoto baits have a lot of salt, so they're heavy, but this allows the tail to stay up. If you put other big worms in the pool, they just drag along the bottom with a dead flat tail. With the Kut Tail, the last 4 inches stays up and it ripples every time you shake it."



Art Ferguson - 10" Kut-Tail Worm

"I don't think the average angler has caught onto the 10" Kut Tail Worm yet but it's definitely a go-to bait of mine. It's made of the same quality material that all the other great GYCB products are made of, plenty of salt and soft enough to let the natural flow of the bait work properly through the grassbeds, ledges, rock or any other type of structure you might want to pursue a BIG BASS!

I rig this bait weightless in the shallows or on a heavy Texas Rig in the deep cover. The big 10" Kut-Tail does what all the other great products of GYCB do - put more fish in the boat. I really like the heaviness of these big worms while being super soft to things a mile!




Judy Wong - 7" Lizard

Judy won the WBT tournament on Old Hickory in TN using Yamamoto lizards on a Carolina-rig. "I used the watermelon-red color predominately. I was fishing this rig on a river ledge that was 6 ft on top, dropping off to 30 ft with lots of 'junk'."

Davy Hite - 8" and 10" Single Tail Grub

"Certainly, the 8" (10-10) and 10" (100-05) Single-Tail Grubs are great big bass lures, and I've caught 10-pounders on them," says Hite, winner of both the FLW Championship (1998) as well as the Bassmaster Classic ('99), "but you can also catch smaller fish with these big lures, too." What Hite likes most about the 10" big grub is its diameter, which is larger than other worms of similar lengths. That one feature not only gives the lure its own unique appearance but also increased visibility as well as a distinct swimming action. During the March, 2008 Bassmaster Elite tournament at Falcon Reservoir, Hite weighed in 82 pounds, 11 ounces, including two fish over 8 pounds, and nearly all were caught on the 10" Single-Tail Grub. It was the most weight Hite has ever weighed in a professional tournament.





Tom Mann, Jr. - 5" Pro Senko

The Pro Senko is the best Shaky Head worm, not only do I use it on a jig head but the Pro Senko is deadly Texas Rigged with a bead. The Pro Senko is also a great Drop Shot worm. The bait has a tremendous amount of action to catch those hard to catch cold front fish. I have used the Pro Senko to catch many 4plus Spotted Bass.




Brett Hite - 5" Yamamoto Swim Senko

Brett Hite won back-to-back FLW events this past season (first on Lake Toho, FL during an FLW Tour event, then on the California Delta at an FLW Western Series event). Versatility is key for western fishermen fishing the National Scene in the East - Hite used a 7'4" Performance Tackle signature rod to fish a lure tipped with a 5" Swim Senko (31-10 series) through the vegetation. Senko because "It just has a real, real natural action."



chatterbait-style
Brett likes the Swim



Scott Nielsen - 10" Single Tail Grub

Scott used the 10" Single Tail Grub (100-5) in his quest to win his bracket at Falcon Lake in the 2008 FLW Series East/West Shoot-Out and advance to the 2009 Forrest Wood Cup. "I like to use the 10-10-194 on a 5/0 Gamakatsu hook with 5/8 oz tungsten weight, 16 lb Sugoi line and a Powell 764 Rod. I work this bait a lot like a spinner bait - slow rolling it off the bottom over grass, trees and any submerged vegetation. You can let this bait go back to the bottom at any time and start your retrieve."



Marc Marcantonio - Single Tail Grubs, Senkos, Hula Grubs


Marc Marcantonio was 2008 Angler of the Year for the American Bass Anglers Washington West Region and the vast majority of his success this year was the result of several GYCB products:

- 5" Single Tail Grub (18-20) in color #239 rigged on a 1/4 oz Football Head Jig using 8lb Sugoi Fluorocarbon.
- 5" and 6" Senkos (9-10, 9L-05) fished both weightless wacky rigged and Texposed.
- 8" Single Tail Grub (10-10) in Black with Blue Tail and also Watermelon, rigged with a Florida Rig screw-in weight (1/8 oz) pitched on 12lb Sugoi Fluorocarbon.

Rigging Guide


Talkin' Texas - Four Ways to Lasso and Hog-tie a Yamamoto Bait

Texas rig, Carolina rig, Mojo rig, with a screw-in sinker, a splitshot or dropshot, weightless or wacky rig? A Senko or Kut-Tail can be effective all these ways, as can most of our soft baits. Except wacky rig or using our Split Shot hook, you often start out the same by putting the offset eye portion of a hook through the nose of a bait and out the chin. Then with the point end of the hook, do one of the following, depending on how heavy the bass-holding cover is at any given moment.



Texas Rigged

For the heaviest cover, the only option may be to put the point in through the bottom of the bait, and not have it come out the top surface. Works best with the thinner-bodied baits where you do not have to drive the hook through a big wad of plastic on a hookset. Many anglers underestimate the gear required for this. Texas rigging is not a light or medium line/rod technique. A heavy rod, reel and line are required to drive the hook through the plastic. (Side note: For flipping and pitching short distances, Gary Yamamoto prefers the solid hooksets he feels are provided by Texas rigging with a straight shank hook. For casting weightless baits or distances, he opts for an offset shank to help keep the bait in place during a long cast.)



Tex-Exposed

For open water or thin cover, put the point into the bottom of the bait and all the way out the top of the bait. The barb on some hooks like the Yamamoto Sugoi angle downward, so the point will hug flat on top of the bait. This is called "Tex-Exposed," meaning it is an exposed point Texas rig. Applications are where the water is mostly open, with few snags and sparse weed patches. Tex-Exposed works a bit better on big, fat-bodied grubs or on wide-bodied lizards where there is some girth that tends to bump the Tex-Exposed point away from any snags.




Tex-Skin on Top

For moderate cover, follow the directions for Tex-Exposing the hook. Then, insert the hook point and barb just under the skin on the plastic bait's back. You have to pull the plastic in front of where the hook comes out the top of the bait, and stretch it forward a bit. While it is still stretched, insert the point just under the skin, and then push the stretched plastic back to cover the barb area. The only way to describe it is that the hook point should appear just under the bait's skin exactly as if you got a splinter in your thumb or big toe, just under your skin.



Tex-Skin on Side

For moderate cover. In this variation, you do not insert the hook through the bottom of the bait. Instead, let the hook dangle down, with the hook bend underneath the bait's body, and the hook point alongside the bait. Now scrunch the bait forward a bit with your fingers, insert the hook point into the side of the bait, then slide the bait back so that the point and barb are under the skin on the bait's side. This is often used with light tackle, since the hookset is easier to break out of the plastic this way.



Above all, you need to leave some slack in the body of the lure when you rig it. You cannot have the bait stretched too tightly onto the hook. Tautness in the lure body is what makes for poor hooksetting. You have to leave the slightest amount of slack in the body between the hook eye and the embedded point. The slackness makes for a good hookset. This is a feel that only comes with doing it right. Leaving slack does not mean that the lure should look like it has a bend or curve caused by the way you rigged it - it should look perfectly straight - but when you press down on it with your index finger, right where you want the fish to bite it, there should be some looseness, some slack give in the lure body. You want the fish's mouth to depress the bait's body down easily in the section ahead of where the hook point is waiting. Once the hook point starts to grab hold in the fish's mouth, you really want the entire bait to easily pull down off the front portion of the hook, and out of the way where it won't interfere with a good hook set. This is kind of hard to describe, but very recognizable once you get the hang of doing it.



Weightless Rig

The purest form of rigging, and most deadly with the Senko. No sinker is used and the hook can be tied directly to the main line. Optionally, tie the hook to a 12" - 24" leader tied to a swivel to reduce any line twist that may occur with weightless rigs.



The 6" 9L Senko (color 187) rigged weightless produced an amazing 10.27 lbs. world record spotted bass for California angler Bryan Shishido.



Unpegged Texas Rig

A bullet sinker is allowed to slide freely on the main line with the hook tied directly to the main line, but sometimes the sinker can slide far up the line away from the bait. This makes for inaccurate casts and imprecise presentations. For more control over an unpegged sinker, you can contain it on a short 12" - 18" leader tied to a swivel. This gives you the freedom of unpegged lure movement and you gain better control over the cast and presentation.

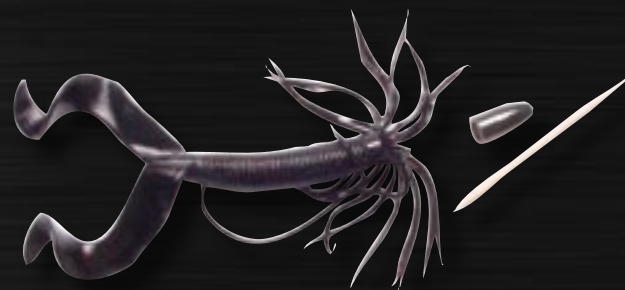


Shakin' Rig

Use a bead on an unpegged Texas rig. The sinker will hit against the bead and make a clicking noise that can attract fish at times.

Note

With a pegged bullet or screw-in sinker, it can be important to thread the hook eye up to an inch or more into the bait. This leaves room so the hook eye is not jammed immovably against the sinker. Otherwise, if the eye is pressed against the sinker, gripped inside the fish's tightly-clamped mouth, then you only move the entire bass/weight/hook forward without penetrating on the hookset. Leaving up to an inch or more of slack ensures enough room to move the hook and have it start to set before it jams up behind the sinker.



Pegged Texas Rig

Jam a wooden toothpick in the end of a bullet sinker and break it off. Don't jam it in so tightly that you risk weakening the line. Slide it down the line, and the toothpick will hold the sinker securely against the nose of a soft bait used in heavy cover. The sinker and bait will act like one unit that slips through weeds and resists snagging in cover.



Screw-In Rig

An advancement over the toothpick-pegging method, screw-in sinkers are molded around a thin Teflon tube and a corkscrew wire that screws into the nose of a soft bait. Slip the sinker on the main line, tie the hook directly to the main line, and screw the sinker into the nose of the bait. This provides the ultimate in weedless and snagless presentation for big bass in heavy cover.

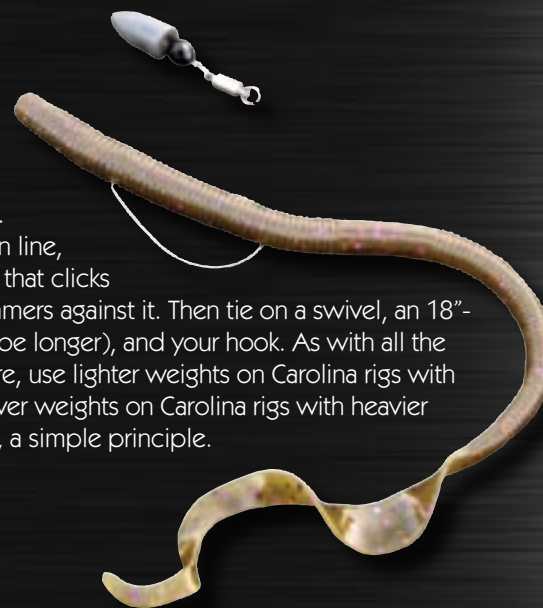


Mojo Rig

Mojo sinkers are long and thin. The sinker shape allows a Mojo rig to slide easily through rocks, weeds and brush better than most other sinker types. Mojo rigs also work for vertical fishing in deep water where baits are suspended for bass lurking in or under the tops of flooded trees and brush. They are part of a complete system that includes rubber strands that thread through the sinker to peg it from 12" - 24" up the main line above the bait. The rubber strands cushion the line from any potential damage that can occur with wooden toothpicks or crimping splitshots on the line.

Carolina Rig

Most often used on open, relatively unobstructed bottom. Thread a 1/2 to 1 oz. sinker onto your main line, followed by a bead that clicks when the sinker hammers against it. Then tie on a swivel, an 18" - 24" leader line (can be longer), and your hook. As with all the rigs we describe here, use lighter weights on Carolina rigs with light tackle, and heavier weights on Carolina rigs with heavier rods, reels and lines, a simple principle.



Rockhopper Rig

An advancement over the Carolina rig for rock-strewn bottoms. The rockhopper sinker can come through snags that stop most sinker types.



Splitshot or Splitshot Rig

Tie a hook to the end of your line and pinch one or more splitshot 18" - 24" above the hook. Keep in mind, don't pinch the splitshot shut so tightly that you risk damaging the line. The mojo Splitshot is an advancement that uses rubber threads to cushion the line. If not used in snaggy areas, simply nose-hook the bait with Yamamoto's series 53 Splitshot hook.


A splitshot rig is most often used with light line. Since splitshot sinkers are typically smaller and lighter than any other sinker types, you can slowly drift a splitshot rig down past bass suspended in mid-depths above deep water. A splitshot can be used for a delicate lightweight presentation in shallow water, or to sweep a bait down with the current flow in a stream or shallow river. The bait will swirl and sway as it is buffered around by the water flow while the splitshots keep it hunkered down near the bottom!

*These sinkers are products of Mojo Lure Company, Inc.



Dropshot Rig

Tie a Yamamoto series 53 Splitshot Hook onto the main line with a Palomer knot. The loose tag end of the knot is left anywhere from 12" - 24" long. After the knot is tied, the tag end is threaded through the hook eye in the direction that keeps the hook point positioned up. A swiveling style of sinker is then clipped onto the dangling tag end of the line anywhere from 6" - 24" below the hook. The bait is then nose-hooked. Optionally, the bait can be wacky-rigged in the middle to reduce any line twist that may occur with dropshot rigs.



Wacky Rig

Using your favorite hook or one designed specifically for wacky rigging a Senko, like the Gamakatsu Finesse Wide gap (p. 12), bend the bait in the middle so both tips touch. Then poke the hook straight through the bend in the middle.



Saltwater Rig

Thread the 43S5 or 43S6 Yamamoto SwimBait Jig Head into the body of the swimbait and bring the hook point out the back about 1-1/2 inches back. Press the bait firmly against the head and softly squeeze the sides to secure the bait onto the tri-cone collar. The best action comes from a slow steady retrieve with the occasional pause or twitch to entice those following fish.



849 S Coppermine Rd. • PO Box 1000 • Page, AZ 86040
PH: (800) 645-2248 • FAX: (928) 645-2588
WWW.BAITS.COM